

CLARK
THE FORKLIFT



GEN2 Series C60/70/80D

The Gen2 series diesel powered 6~8ton range with the invincible combination of a 100 HP engine, automatic 3 stage transmission, wet disc brake and rugged chassis design provides the most exceptional performance, maneuverability and durability of its class.



Iveco 100HP, 4 cylinder, 4.5 liter, turbocharged, N45-MNS diesel engine realizes an exceptional output and torque as well as fuel economy, while meeting all EPA and European emission regulations. Reliable ZF full automatic transmission equipped with a self-diagnostic electronic system and separately linked durable drive axle optimized for the C60/70/80D results in smooth but powerful driving in any application. Fully enclosed, long lived wet disc brake also maximizes productivity by its consistent performance.



Easy-to-read color TFT LCD display provides not only real time information and error codes for the truck through a CAN bus system but also controls various functions to optimize the truck for the operator's demands.



- ① Fuel level gauge
- ② Date and time display
- ③ Hour meter and speed display
- ④ Engine coolant temperature gauge
- ⑤ Message area and travel direction indicator
- ⑥ Parking brake reminder
- ⑦ Seat belt alert
- ⑧ Fault alert
- ⑨ Mode select and functional switch



Just simply opening the two-pieced rear hood, assisted by a gas spring, allows quick and easy access to engine, transmission, radiator and air cleaner for daily checks and maintenance.

Centralized automobile type fuse and relay box for easy checking and maintenance.

Clark's adjustable full suspension seat lessens the operator's fatigue during long hours of operation.

Spacious operator's compartment provides ample head and leg room for a variety of driver sizes.

38 degree tilting steering column, spacious console, large sized low effort pedals and an automobile type parking brake lever have been taken into consideration for convenience.



Easy and safe entry and exit is available by **2 stage low foot steps**.

And various tools can be stored in large **tool box**.

Fork tips are always detectable due to the **lowered cowl**.

High located pre-cleaner plus a large capacity air cleaner constantly supply clean air into the engine to maximize efficiency and protect the engine.



Unbeatable mast performance

Clark designed mast rail are nested, interlocked with sealed and canted rollers to minimize deflection. Shaft-mount carriages have six rail rollers and two side thrust rollers to protect against unbalanced loads. Hydraulic cushioning valves provides silent staging of the rails during lifting and lowering. New design 3 stage mast structure with twin primary cylinders located beside each mast rail, instead of at the center, removes an obstruction from the operator's view.

Safety

- Engine automatically shuts down in the case of excessive engine coolant, or transmission oil temperatures, or low engine oil pressure.
- Ignition only in neutral shift position
- Anti restart
- If parking brake not applied after key is off, warning buzzer sounds.
- If the operator leaves the seat, engine automatically will shutdown. (Optional)



CLARK MATERIAL HANDLING INTERNATIONAL
 202-1, Ojung-dong, Ojung-gu, Bucheon city, Gyunggi-Do, Korea 421-270
 Tel : 82 32 680 6342 Fax : 82 32 680 6359
www.clarkmhc.co.kr





Gen2 series

(C60D, C70D, C80D)

STANDARD SPECIFICATIONS

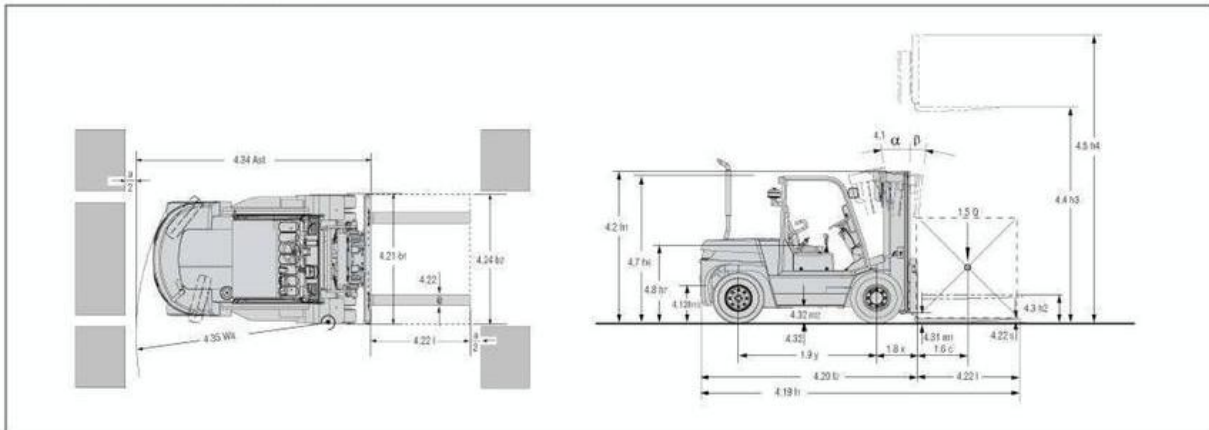
Specifications		CLARK	CLARK	CLARK
		C60D	C70D	C80D
1.1	Manufacturer (Abbreviation)			
1.2	Manufacturer's designation			
1.3	Drive Unit Diesel, L.P. Gas	Diesel	Diesel	Diesel
1.4	Operator type stand on / driver seated	Driver Seated	Driver Seated	Driver Seated
1.5	Load Capacity / rated load	Q(kg)	7000	8000
1.6	Load Center distance	C(mm)	600	600
1.8	Load Center distance, center of drive axle to fork face	x(mm)	617	617
1.9	Wheelbase	y(mm)	2250	2500
2.1	Service weight	kg	9260	9630
2.2	Axle loading, laden front / rear	kg	13296/1964	14717/1913
2.3	Axle loading, unladen front / rear	kg	4050/5210	3931/5699
3.1	Tire type, P=pneumatic, SE=superelastic, C=cushion 1)		P	P
3.2	Tire size, front		8.25×15-14PR	8.25×15-18PR
3.3	Tire size, rear		8.25×15-14PR	8.25×15-18PR
3.5	Wheels, number front/rear (x=drive wheels)		4X/2	4X/2
3.6	Tread, front	b10(mm)	1575	1575
3.7	Tread, rear	b11(mm)	1610	1610
4.1	Tilt of upright/fork carriage, α / β	Grad	10/15	10/15
4.2	Height, upright lowered	h1(mm)	2480	2480
4.3	Freelift	h2(mm)	222	232
4.4	Lift height 2)	h3(mm)	3000	2800
4.5	Height upright extended 6)	h4(mm)	4232	4025
4.7	Height overheadguard (cab): Std / Container	h6(mm)	2370	2370
4.8	Seat height	h7(mm)	1320	1320
4.19	Overall length	l1(mm)	4710	5095
4.20	Length to face of forks	l2(mm)	3510	3895
4.21	Width	b1(mm)	2125	2125
4.22	Fork dimensions	sxexl(mm)	60×150×1200	60×150×1200
4.23	Fork carriage DIN 15173, A, B		CL/A	CL/A
4.24	Fork carriage width	b2(mm)	2125	2125
4.31	Ground clearance minimum	m1(mm)	200	200
4.32	Ground clearance center of wheelbase	m2(mm)	230	230
4.34	Right angle stack aisle(Add load length and clearance)	Ast(mm)	5437	5467
4.35	Outside turning radius	wa(mm)	3420	3450
5.1	Travel speed laden/unladen	km/h	29.3/34.4	28.1/33.7
5.2	Lift speed laden/unladen	m/s	0.43/0.45	0.42/0.45
5.3	Lowering speed laden/unladen	m/s	0.45/0.43	0.45/0.43
5.6	Max. drawbar pull laden/unladen 4)	kg	6397/6173	6440/6182
5.8	Max. gradeability laden/unladen 4)	%	43.8/21.2	41.6/19.8
5.10	Service brake 6)		Wet disc brake	Wet disc brake
7.1	Manufacturer/Type		IVECO/N45-MNS	IVECO/N45-MNS
7.2	Rated output acc. DIN 70020	kw	74	74
7.3	Rated speed acc. DIN 70020	min-1	2300	2300
7.4	No. of cylinders/displacement	/cm ³	4/4500	4/4500
8.1	Type of control		Hydrodyn	Hydrodyn
8.2	Operating pressure for attachments	Bar	140	140
8.4	Sound level, driver's ear 5)	dB(A)	83	83

• Materials and specifications are subject to change without notice.

1) optional with super-elastic types 2) Further lift heights see upright table 3) Laden with 1.6km/h 4) At friction coefficient $\mu=0.6$

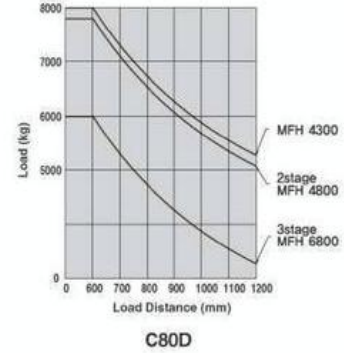
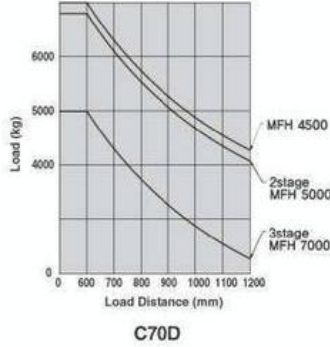
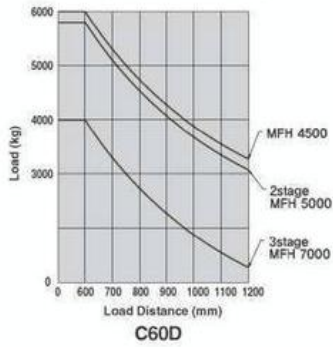
5) Equivalent permanent sound-pressure level $L_{pAeq, T}$ in accordance with DIN EN 12053(previously DIN 45635-36) 6) Without load backrest

STANDARD DIMENSIONS



Diesel 6.0/7.0/8.0ton

LOAD CAPACITY CHART



MAST SPECIFICATIONS & RATED CAPACITIES

Mast type	Maximum fork height mm	Mast height		Free lift		Tilt angle		Load capacity at 600mm load center	
		lowered mm	extended mm	With LBR mm	Without LBR mm	FWD deg	BWD deg	C60D kg	C70D kg
2 stage	2500	2230	3732	223	223	15	10	6000	7000
	2700	2330	3932	223	223	15	10	6000	7000
	3000	2480	4232	223	223	15	10	6000	7000
	3300	2630	4532	223	223	15	10	6000	7000
	3500	2730	4732	223	223	15	10	6000	7000
	3700	2830	4932	223	223	15	10	6000	7000
	4000	2980	5232	223	223	10	10	6000	7000
	4500	3230	5732	223	223	10	10	6000	7000
	5000	3480	6232	223	223	10	10	5800	6800
	5500	3730	6732	223	223	10	10	5300	6300
3 stage	6000	3880	7232	223	223	6	6	4900	5900
	6400	4180	7632	223	223	6	6	4800	5800
	3850	2315	5078	2315	2315	10	10	6000	7000
	4000	2365	5228	2365	2365	10	10	6000	7000
	4500	2533	5732	2533	2533	10	10	6000	7000
	4900	2667	6134	2667	2667	10	10	5800	6800
	6200	3099	7430	3099	3099	6	6	4800	5800
	7000	3365	8238	3365	3365	6	6	4000	5000
8000	3887	9238	3887	3887	6	6	3000	4000	

Mast type	Maximum fork height mm	Mast height		Free lift		Tilt angle		Load capacity at 600mm load center	
		lowered mm	extended mm	With LBR mm	Without LBR mm	FWD deg	BWD deg	C80D kg	
2 stage	2300	2230	3525	223	223	15	10	8000	
	2500	2330	3725	223	223	15	10	8000	
	2800	2480	4025	223	223	15	10	8000	
	3100	2630	4325	223	223	15	10	8000	
	3300	2730	4525	223	223	15	10	8000	
	3500	2830	4725	223	223	15	10	8000	
	3800	2980	5025	223	223	10	10	8000	
	4300	3230	5525	223	223	10	10	8000	
	4800	3480	6025	223	223	10	10	7800	
	5300	3730	6525	223	223	10	10	7300	
	5800	3880	7025	223	223	6	6	6900	
	6200	4180	7425	223	223	6	6	6800	
3 stage	3650	2315	4881	2315	2315	10	10	8000	
	3800	2365	5031	2365	2365	10	10	8000	
	4300	2533	5535	2533	2533	10	10	8000	
	4700	2667	5937	2667	2667	10	10	7800	
	6000	3099	7233	3099	3099	6	6	6800	
	6800	3365	8041	3365	3365	6	6	6000	
	7800	3887	9041	3887	3887	6	6	5000	

* Materials and specifications are subject to change without notice.



CLARK MATERIAL HANDLING INTERNATIONAL
 202-1, Ojung-dong, Ojung-gu, Bucheon city, Gyunggi-do, Korea 421-270
 Tel : 82 32 680 6342 Fax : 82 32 680 6359
www.clarkmhc.co.kr